


# Technical data sheet

## Wide span cable ladder WKLG 110 FT

Item number: 6311067



Wide span cable ladder with perforated side rails of side height of 110 mm. Fastening of cables with clamp clip, type 2056.



Straight connectors of type WRVL 110 should be ordered separately and in the appropriate quantity.  
Magnetic shield insulation without cover 10 dB, with cover 15 dB.



**St** Steel

**FT** Hot-dip galvanised

### Master data

Item number	6311067
Type	WKLG 1140 FT
Description 1	Wide span cable ladder
Description 2	perforated side rail
Manufacturer	OBO
Dimension	110x400x6000
Material	Steel
Surface	Hot-dip galvanised
Surface standard	DIN EN ISO 1461
Smallest sales unit	6
Unit of quantity	Metre
Weight	637.166 kg
Weight unit	kg/100 m

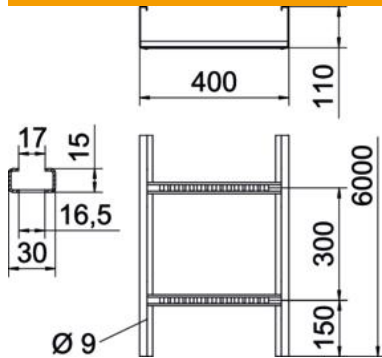
# Technical data sheet

## Wide span cable ladder WKLG 110 FT

Item number: 6311067



### Dimensions



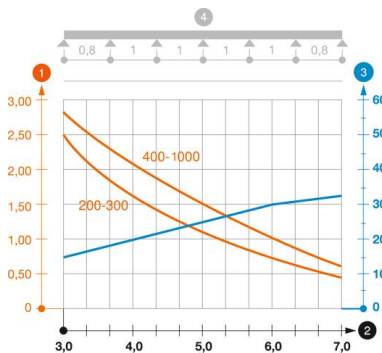
Dimension	110 x 400
Length	6,000 mm
Length	6,000 ft
Width	400 mm
Height	110 mm
Dimension B	400 mm
Dimension L	6,000 mm
Rung slot dimension	17.00

### Technical data

Version of the rungs	Profile unperforated
Side rail version	Profile (open)
Maintain electrical functions	no
Usable cross-section	376 cm <sup>2</sup>
Usable cross-section	37600 mm <sup>2</sup>
Rustproof steel, pickled	no
Side perforation	yes
Wide-span version	yes
Rail thickness	2 mm

### Loads

Insertable support spacings, min.	3 m
Insertable support spacings, max.	7 m
Support spacing 3.0 m	2.9 kN/m
Support spacing 3.5 m	2.48 kN/m
Support spacing 4.0 m	2.1 kN/m
Support spacing 4.5 m	1.78 kN/m
Support spacing 5.0 m	1.5 kN/m
Support spacing 6.0 m	1 kN/m
Support spacing 7.0 m	0.7 kN/m



Load diagram, wide span cable ladder, type WKLG 110

- 1 Permitted cable tray/ladder load in kN/m without man load
- 2 Support width in m
- 3 Rail bend in mm at permitted kN/m
- 4 Load scheme during testing
- Load curve with cable tray/ladder width in mm
- Strut bend curve according to support width