


Technical data sheet

TP support/wall and support bracket A2

Item number: 6364881



TP support / bracket for the fastening to horizontal concrete ceilings and walls.
If the profile is fastened directly to the ceiling or the profile is screwed together as head reinforcement, then, for reasons of stability, always use the spacer, type DS 4.



A2 Stainless steel

2B Bright, treated

Master data

Item number	6364881
Type	TPSA 345 A2
Description 1	TP wall and support bracket
Description 2	use as support and bracket
Manufacturer	OBO
Dimension	B345mm
Material	Stainless steel
Surface	Bright, treated
Surface standard	
Smallest sales unit	1
Unit of quantity	Piece
Weight	59 kg
Weight unit	kg/100 pc.

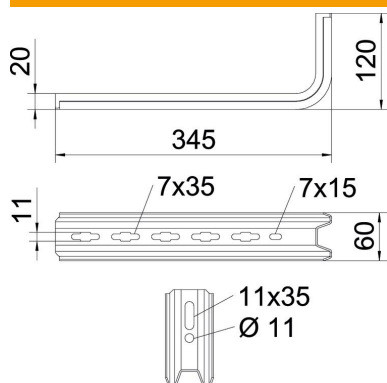
Technical data sheet

TP support/wall and support bracket A2

Item number: 6364881



Dimensions

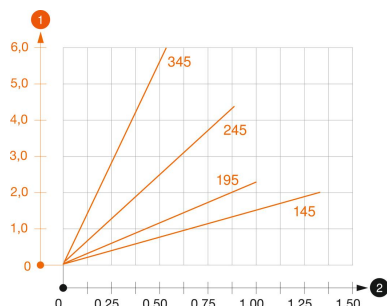


Length	345 mm
Width	60 mm
Height	120 mm
Dimension L	345 mm

Technical data

Version for	Wall and support bracket
F in kN	0.55 kN
Maintain electrical functions for width max.	no
for width min.	300 mm
Rustproof steel, pickled	300
	no

Loads



Load diagram, bracket, type TPSA

- 1 Bending of the bracket tip at permitted bracket load
- 2 Permitted bracket load in kN without man load
- Load curve with bracket lengths in mm

Characteristic anchor load values for TP bracket

Anchor type	Wall fastening			
	Max. load [kN]			
	Bracket width [mm]			
	145	195	245	345
BZ-U 8-30/95	1	1.3	0.7	2.4
BZ-U 10-30/110	1.5	1	0.9	0.55

Max. total load F = cable weight + cable tray + bracket. The load capacity values increase considerably when used in uncracked concrete. The values given are based on concrete of strength class C20/25. Observe the installation conditions of the DIBt approval (anchors).