

Technical data sheet


Heavy-duty cable tray SGR 105 G

Item number: 6002614



Mesh cable tray made of spot-welded steel wire of side height 105 mm.
The grid dimension is 50 x 100 mm.

Magnetic shield insulation without cover 15 dB, with cover 25 dB.



St Steel

G Electrogalvanized

Master data

Item number	6002614
Type	SGR 105 300 G
Description 1	Mesh cable tray SGR
Manufacturer	OBO
Dimension	105x300x3000
Material	Steel
Surface	Electrogalvanized
Surface standard	EN ISO 19598 / EN ISO 4042
Smallest sales unit	3
Unit of quantity	Metre
Weight	361.333 kg
Weight unit	kg/100 m

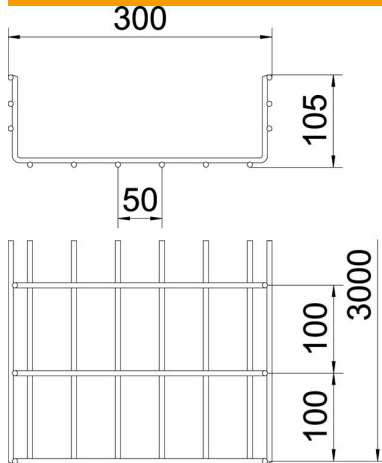
Technical data sheet

Heavy-duty cable tray SGR 105 G

Item number: 6002614



Dimensions



Length	3,000 mm
Width	300 mm
Width	11.81 in
Height	105 mm
Height	4.13 in
Dimension B	300 mm

Technical data

Connector version	Without connectors
Mounting system fastening type	Ceiling Wall
Maintain electrical functions	no
Integrated partition	Without
Usable cross-section	268 cm ²
Usable cross-section	26800 mm ²
Profile shape	U-shaped
Rustproof steel, pickled	no
Wide-span version	no
Load test type according to IEC 61537	Type II
Type of connector, cable support system	Screwed

Technical data sheet

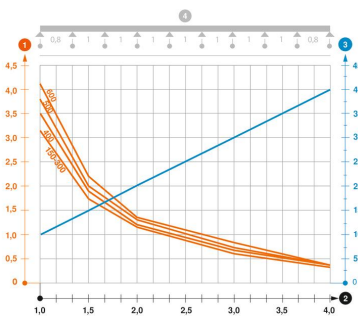
Heavy-duty cable tray SGR 105 G

Item number: 6002614



Loads

Insertable support spacings, min.	1 m
Insertable support spacings, max.	4 m
Support spacing 1.0 m	3.1 kN/m
Support spacing 1.5 m	1.75 kN/m
Support spacing 2.0 m	1.15 kN/m
Support spacing 2.5 m	0.79 kN/m
Support spacing 3.0 m	0.6 kN/m
Support spacing 3.5 m	0.5 kN/m
Support spacing 4.0 m	0.4 kN/m



Load diagram, mesh cable tray, type SGR 105

- 1 Permitted cable tray/ladder load in kN/m without man load
- 2 Support width in m
- 3 Rail bend in mm at permitted kN/m
- 4 Load scheme during testing
- Load curve with cable tray/ladder width in mm
- Strut bend curve according to support width