

Technical data sheet

Cable tray MKS-Magic® 110 FS


Item number: 6059158



Cable tray with integrated quick fastening system. The usable length of the cable tray is 3,000 mm.

The cable tray has continuous side perforations of 7 x 20 mm for the installation of additional connection and mounting components.

From a cable tray width of 200 mm with 30% hole surface, suitable for use under sprinkler systems according to VdS guideline 2092. Continuous equipotential bonding is guaranteed without additional components.



St Steel

FS Strip galvanized

Master data

| | |
|---------------------|-----------------------------|
| Item number | 6059158 |
| Type | MKSM 115 FS |
| Description 1 | Cable tray MKSM |
| Description 2 | perforated, quick connector |
| Manufacturer | OBO |
| Dimension | 110x150x3050 |
| Material | Steel |
| Surface | Strip galvanized |
| Surface standard | DIN EN 10346 |
| Smallest sales unit | 3 |
| Unit of quantity | Metre |
| Weight | 274.426 kg |
| Weight unit | kg/100 m |

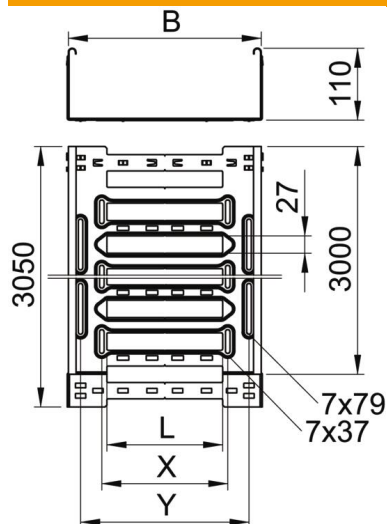
Technical data sheet

Cable tray MKS-Magic® 110 FS

Item number: 6059158



Dimensions



| | |
|-----------------|----------|
| Length | 3,050 mm |
| Width | 150 mm |
| Height | 110 mm |
| Plate thickness | 1 mm |
| Dimension B | 150 mm |
| Dimension L | 30 mm |
| Dimension x | 46 mm |
| Dimension y | 112 mm |

Technical data

| | |
|--|-----------------------|
| Connector version | Integrated connector |
| Mounting system fastening type | Floor Ceiling Wall |
| Walkable | no |
| Maintain electrical functions | no |
| With cover | no |
| Mounting perforation in base | yes |
| NATO hole pattern | no |
| Usable cross-section | 161 cm ² |
| Usable cross-section | 16100 mm ² |
| Rustproof steel, pickled | no |
| Side perforation | yes |
| Wide-span version | no |
| Magnetic shield insulation with cover | 50 dB |
| Magnetic shield insulation without cover | 20 dB |
| Load test type according to IEC 61537 | Type II |
| Usable length | 3000 mm |
| Type of connector, cable support system | Click fastening |

Technical data sheet

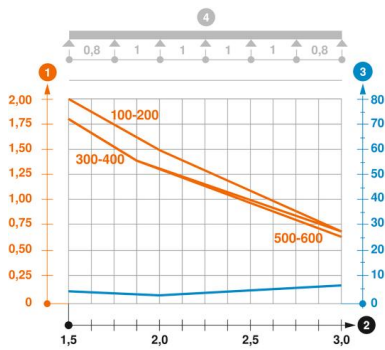
Cable tray MKS-Magic® 110 FS

Item number: 6059158



Loads

| | |
|-----------------------------------|----------|
| Insertable support spacings, min. | 1.5 m |
| Insertable support spacings, max. | 3 m |
| NEMA load class | 8A |
| Support spacing 1.5 m | 2 kN/m |
| Support spacing 2.0 m | 1.5 kN/m |
| Support spacing 3.0 m | 0.7 kN/m |



Load diagram, cable tray, type MKSM 110

- 1 Permitted cable tray/ladder load in kN/m without man load
- 2 Support width in m
- 3 Rail bend in mm at permitted kN/m
- 4 Load scheme during testing
- Load curve with cable tray/ladder width in mm
- Strut bend curve according to support width