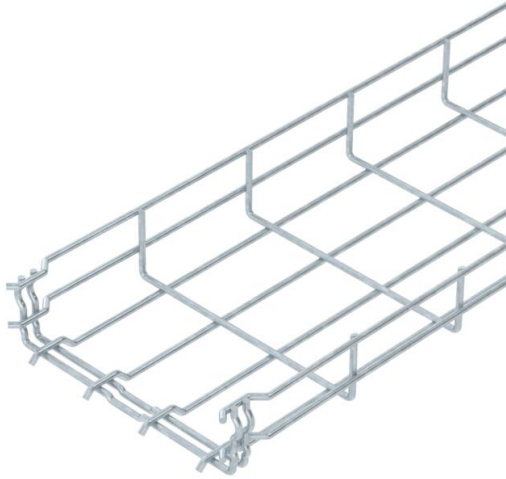


Technical data sheet

Mesh cable tray GR-Magic® 55 FT

Item number: 6001421



Mesh cable tray with shaped connector of side height 55 mm.
No additional connection components are required for the mesh cable tray, it is simply interlocked. The grid width is 50 x 100 mm (exception: GRM 55/50 = 20 x 100 mm).
Magnetic shield insulation without cover 15 dB, with cover 25 dB.

You can find detailed information regarding the UL classification in the respective certification.



St Steel

FT Hot-dip galvanised

Master data

Item number	6001421
Type	GRM 55 200 4.8FT
Description 1	Mesh cable tray GRM
Description 2	wire thickness: 4.8 mm
Manufacturer	OBO
Dimension	55x200x3000
Material	Steel
Surface	Hot-dip galvanised
Surface standard	DIN EN ISO 1461
Smallest sales unit	3
Unit of quantity	Metre
Weight	156.667 kg
Weight unit	kg/100 m

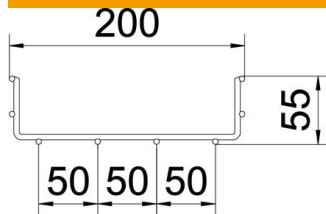
Technical data sheet

Mesh cable tray GR-Magic® 55 FT

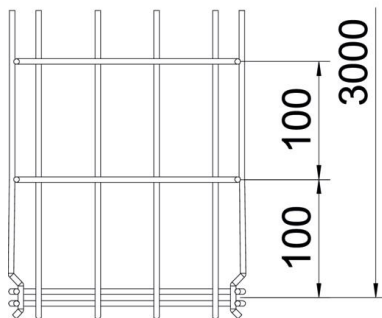
Item number: 6001421



Dimensions



Length	3,000 mm
Width	200 mm
Width	7.87 in
Height	55 mm
Height	2.17 in
Dimension B	200 mm
Dimension H	58 mm



Technical data

Connector version	Integrated connector
Mounting system fastening type	Floor Ceiling Wall
Maintain electrical functions	yes
Integrated partition	Without
Usable cross-section	87 cm ²
Usable cross-section	8700 mm ²
Profile shape	U-shaped
Rustproof steel, pickled	no
Screwless connector	yes
Wide-span version	no
Load test type according to IEC 61537	Type II
Type of connector, cable support system	Click fastening

Technical data sheet

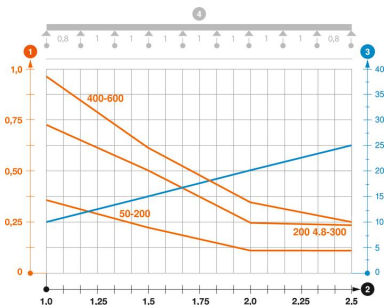
Mesh cable tray GR-Magic® 55 FT

Item number: 6001421



Loads

Insertable support spacings, min.	1 m
Insertable support spacings, max.	2.5 m
Support spacing 1.0 m	0.7 kN/m
Support spacing 1.5 m	0.5 kN/m
Support spacing 2.0 m	0.25 kN/m
Support spacing 2.5 m	0.2 kN/m



Load diagram, GR-Magic mesh cable tray, type GRM 55

- 1 Permitted cable tray/ladder load in kN/m without man load
- 2 Support width in m
- 3 Rail bend in mm at permitted kN/m
- 4 Load scheme during testing
- Load curve with cable tray/ladder width in mm
- Strut bend curve according to support width