


# Technical data sheet

## Mesh cable tray GR-Magic® 55 with barrier strip

Item number: 6006457



Mesh cable tray with shaped connector and welded barrier strips of side height 55 mm.

No additional connection components are required for the mesh cable tray, it is simply interlocked. The grid width is 50 x 100 mm.

Magnetic shield insulation without cover 15 dB, with cover 25 dB.



**St** Steel

**G** Electrogalvanized

### Master data

Item number	6006457
Type	GRM-T 55 400 G
Description 1	Mesh cable tray GRM
Description 2	with 1 barrier strip
Manufacturer	OBO
Dimension	55x400x3000
Material	Steel
Surface	Electrogalvanized
Surface standard	EN ISO 19598 / EN ISO 4042
Smallest sales unit	3
Unit of quantity	Metre
Weight	280.8 kg
Weight unit	kg/100 m

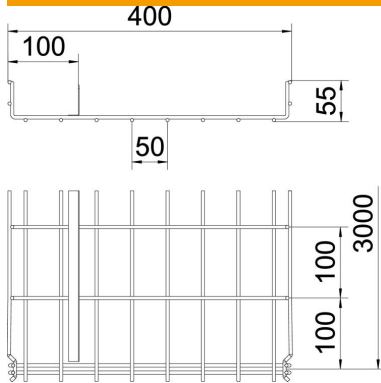
# Technical data sheet

## Mesh cable tray GR-Magic® 55 with barrier strip

Item number: 6006457



### Dimensions



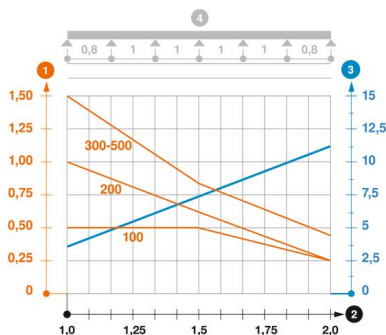
Length	3,000 mm
Width	400 mm
Width	15.75 in
Height	55 mm
Height	2.17 in
Dimension A	299.5 mm
Dimension B	400 mm
Dimension H	58 mm

### Technical data

Connector version	Integrated connector
Mounting system fastening type	Floor Ceiling Wall
Maintain electrical functions	no
Integrated partition	One
Usable cross-section	175 cm <sup>2</sup>
Usable cross-section	17500 mm <sup>2</sup>
Profile shape	U-shaped
Rustproof steel, pickled	no
Screwless connector	yes
Wide-span version	no
Load test type according to IEC 61537	Type II
Type of connector, cable support system	Click fastening

### Loads

Insertable support spacings, min.	1 m
Insertable support spacings, max.	2 m
Support spacing 1.0 m	1.5 kN/m
Support spacing 1.5 m	0.8 kN/m
Support spacing 2.0 m	0.4 kN/m



Load diagram, GR-Magic mesh cable tray, type GRM-1T 55

- 1 Permitted cable tray/ladder load in kN/m without man load
- 2 Support width in m
- 3 Rail bend in mm at permitted kN/m
- 4 Load scheme during testing
- Load curve with cable tray/ladder width in mm
- Strut bend curve according to support width