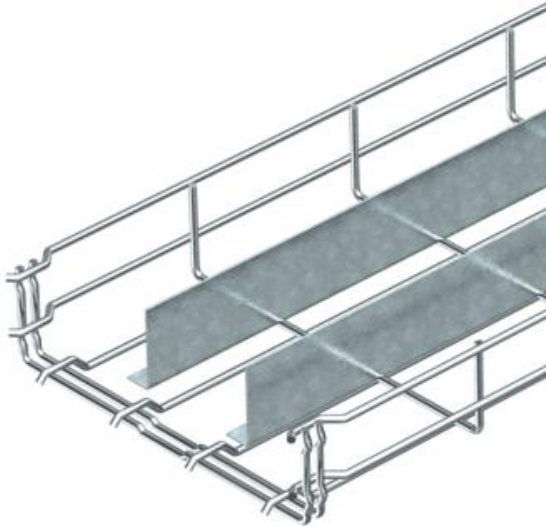


# Technical data sheet

## Mesh cable tray GR-Magic® 55 with 2 barrier strip

Item number: 6006396



Mesh cable tray with shaped connector and two welded barrier strips of side height 55 mm.  
No additional connection components are required for the mesh cable tray, it is simply interlocked. The grid width is 50 x 100 mm.  
Magnetic shield insulation without cover 15 dB, with cover 25 dB.



**St** Steel

**G** Electrogalvanized

### Master data

|                     |                            |
|---------------------|----------------------------|
| Item number         | 6006396                    |
| Type                | GRM-2T 55 300 G            |
| Description 1       | Mesh cable tray GRM        |
| Description 2       | with 2 barrier strips      |
| Manufacturer        | OBO                        |
| Dimension           | 55x300x3000                |
| Material            | Steel                      |
| Surface             | Electrogalvanized          |
| Surface standard    | EN ISO 19598 / EN ISO 4042 |
| Smallest sales unit | 3                          |
| Unit of quantity    | Metre                      |
| Weight              | 289.867 kg                 |
| Weight unit         | kg/100 m                   |

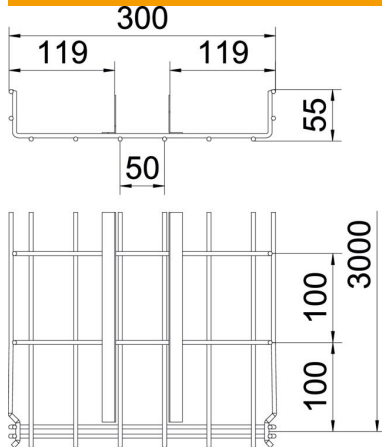
# Technical data sheet

## Mesh cable tray GR-Magic® 55 with 2 barrier strip

Item number: 6006396



### Dimensions



|                   |          |
|-------------------|----------|
| Length            | 3,000 mm |
| Width             | 300 mm   |
| Width             | 11.81 in |
| Height            | 55 mm    |
| Height            | 2.17 in  |
| Dimension A       | 119 mm   |
| Dimension B       | 300 mm   |
| Dimension I1      | 119 mm   |
| Dimension L2 (mm) | 119 mm   |

### Technical data

|   |                        |
|---|------------------------|
| Connector version                       | Integrated connector   |
| Mounting system fastening type          | Floor Ceiling Wall     |
| Maintain electrical functions           | no                     |
| Integrated partition                    | Two                    |
| Usable cross-section                    | 129 cm <sup>2</sup>    |
| Usable cross-section                    | 12900 mm <sup>2</sup>  |
| Profile shape                           | U-shaped               |
| Rustproof steel, pickled                | no                     |
| Screwless connector                     | yes                    |
| Wide-span version                       | no                     |
| Load test type according to IEC 61537   | Type II                |
| Type of connector, cable support system | Click fastening system |

# Technical data sheet

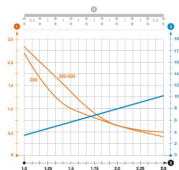
## Mesh cable tray GR-Magic® 55 with 2 barrier strip

Item number: 6006396



### Loads

|                                   |          |
|-----------------------------------|----------|
| Insertable support spacings, min. | 1 m      |
| Insertable support spacings, max. | 2 m      |
| Support spacing 1.0 m             | 2.3 kN/m |
| Support spacing 1.5 m             | 1.4 kN/m |
| Support spacing 2.0 m             | 0.6 kN/m |



#### Load diagram, GR-Magic mesh cable tray, type GRM-2T 55

- 1 Permitted cable tray/ladder load in kN/m without man load
  - 2 Support width in m
  - 3 Rail bend in mm at permitted kN/m
  - 4 Load scheme during testing
- Load curve with cable tray/ladder width in mm
- Strut bend curve according to support width