


# Technical data sheet

## C mesh cable tray CGR 50 A2

Item number: 6016255



C-shaped mesh cable tray made of spot-welded steel wire of side height 50 mm. Magnetic shield insulation 15 dB.



**A2** Stainless steel

**2B** Bright, treated

### Master data

Item number	6016255
Type	CGR 50 400 A2
Description 1	C-mesh cable tray
Manufacturer	OBO
Dimension	50x400x3000
Material	Stainless steel
Surface	Bright, treated
Surface standard	
Smallest sales unit	3
Unit of quantity	Metre
Weight	222.334 kg
Weight unit	kg/100 m

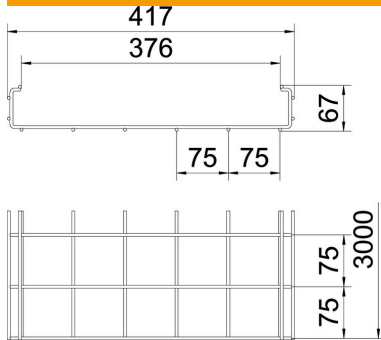
# Technical data sheet

## C mesh cable tray CGR 50 A2

Item number: 6016255



### Dimensions



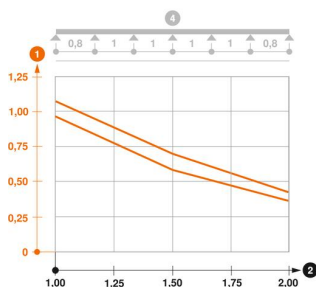
Length	3,000 mm
Width	400 mm
Width	15.75 in
Height	50 mm
Height	1.97 in
Dimension A	376 mm
Dimension B	417 mm
Dimension H	67 mm
Dimension I1	75 mm
Dimension L2 (mm)	75 mm

### Technical data

Connector version	Without connectors
Mounting system fastening type	Floor Ceiling Wall
Maintain electrical functions	no
Integrated partition	Without
Usable cross-section	157 cm <sup>2</sup>
Usable cross-section	15700 mm <sup>2</sup>
Profile shape	C-shaped
Rustproof steel, pickled	no
Wide-span version	no
Load test type according to IEC 61537	Type II
Type of connector, cable support system	Screwed

### Loads

Insertable support spacings, min.	1 m
Insertable support spacings, max.	2 m
Support spacing 1.0 m	1.1 kN/m
Support spacing 1.5 m	0.7 kN/m
Support spacing 2.0 m	0.4 kN/m



#### Load diagram, C mesh cable tray, type CGR 50 VA

- 1** Permitted cable tray/ladder load in kN/m without man load
- 2** Support width in m
- 3** Rail bend in mm at permitted kN/m
- 4** Load scheme during testing
- Load curve with cable tray/ladder width in mm
- Strut bend curve according to support width