


Technical data sheet

C mesh cable tray CGR 50 A2

Item number: 6016235



C-shaped mesh cable tray made of spot-welded steel wire of side height 50 mm.
Magnetic shield insulation 15 dB.



A2 Stainless steel

2B Bright, treated

Master data

Item number	6016235
Type	CGR 50 100 A2
Description 1	C-mesh cable tray
Manufacturer	OBO
Dimension	50x100x3000
Material	Stainless steel
Surface	Bright, treated
Surface standard	
Smallest sales unit	3
Unit of quantity	Metre
Weight	133 kg
Weight unit	kg/100 m

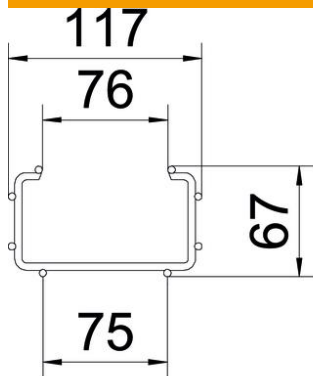
Technical data sheet

C mesh cable tray CGR 50 A2

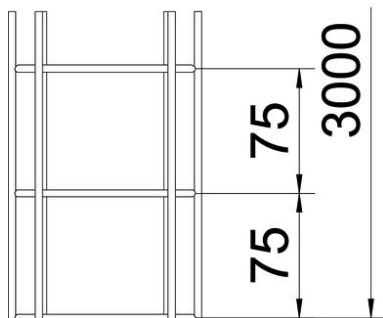
Item number: 6016235



Dimensions



Length	3,000 mm
Width	100 mm
Width	3.94 in
Height	50 mm
Height	1.97 in
Dimension A	76 mm
Dimension B	117 mm
Dimension H	67 mm
Dimension I1	75 mm



Technical data

Connector version	Without connectors
Mounting system fastening type	Floor Ceiling Wall
Maintain electrical functions	no
Integrated partition	Without
Usable cross-section	33 cm ²
Usable cross-section	3300 mm ²
Profile shape	C-shaped
Rustproof steel, pickled	yes
Wide-span version	no
Load test type according to IEC 61537	Type II
Type of connector, cable support system	Screwed

Technical data sheet

C mesh cable tray CGR 50 A2

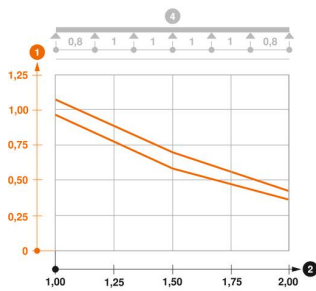
Item number: 6016235



Loads

Insertable support spacings, min.	1 m
Insertable support spacings, max.	2 m
Support spacing 1.0 m	0.95 kN/m
Support spacing 1.5 m	0.6 kN/m
Support spacing 2.0 m	0.35 kN/m

Load diagram, C mesh cable tray, type CGR 50 VA



- 1 Permitted cable tray/ladder load in kN/m without man load
- 2 Support width in m
- 3 Rail bend in mm at permitted kN/m
- 4 Load scheme during testing
- Load curve with cable tray/ladder width in mm
- Strut bend curve according to support width