

# Technical data sheet

## Wall and support bracket AWG 15 A4

Item number: 6420652



Light-duty wall and support bracket with welded head plate for screwless mesh cable tray fastening.  
Fastening of the bracket to the U support of width 400 mm or greater using a hexagonal bolt through both sides of the support. Please insert suitable spacers.



**A4** Stainless steel

**2B** Bright, treated

### Master data

|                     |                          |
|---------------------|--------------------------|
| Item number         | 6420652                  |
| Type                | AWG 15 61 A4             |
| Description 1       | Wall and support bracket |
| Description 2       | for mesh cable tray      |
| Manufacturer        | OBO                      |
| Dimension           | B610mm                   |
| Material            | Stainless steel          |
| Surface             | Bright, treated          |
| Surface standard    |                          |
| Smallest sales unit | 1                        |
| Unit of quantity    | Piece                    |
| Weight              | 80 kg                    |
| Weight unit         | kg/100 pc.               |

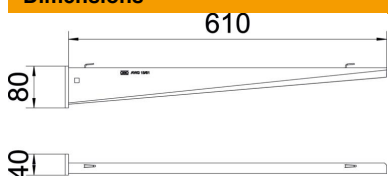
# Technical data sheet

## Wall and support bracket AWG 15 A4

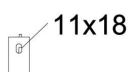
Item number: 6420652



### Dimensions



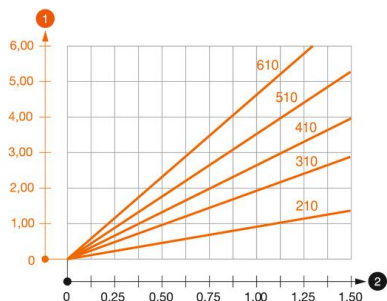
|             |        |
|-------------|--------|
| Length      | 40 mm  |
| Width       | 610 mm |
| Height      | 80 mm  |
| Dimension A | 40 mm  |
| Dimension B | 610 mm |
| Dimension H | 80 mm  |



### Technical data

|                               |                          |
|-------------------------------|--------------------------|
| Version for                   | Wall and support bracket |
| F in kN                       | 1.5 kN                   |
| Maintain electrical functions | no                       |
| for width max.                | 300 mm                   |
| for width min.                | 300                      |
| Hole diameter                 | 11 mm                    |
| Rustproof steel, pickled      | no                       |
| Angle range, max.             | 90 mm                    |
| Angle range, min.             | 90 mm                    |

### Loads



#### Load diagram, bracket type AW G 15

- 1 Bending of the bracket tip at permitted bracket load
- 2 Permitted bracket load in kN without man load
- Load curve with bracket lengths in mm

### Characteristic anchor load values for wall and support bracket AW G 15

| Anchor type    | Wall fastening |     |                    |      |      |      |      |      |
|----------------|----------------|-----|--------------------|------|------|------|------|------|
|                | Max. load [kN] |     | Bracket width [mm] |      |      |      |      |      |
|                | 110%           | 200 | 300                | 400  | 500  | 600  | 560  | 610  |
| BZ3 10x90/0-30 | 1.5            | 1.5 | 1.5                | 0.65 | 0.61 | 0.55 | 0.95 | 0.94 |

Die angegebenen Werte basieren auf ungerissenen Beton der Festigkeitsklasse C20/25. Die Einbaubedingungen der ETA-Zulassung (Dübel) sind zu beachten!