

Technical data sheet

Wall and support bracket AWG 15 A4

Item number: 6420648



Light-duty wall and support bracket with welded head plate for screwless mesh cable tray fastening.
Fastening of the bracket to the U support of width 400 mm or greater using a hexagonal bolt through both sides of the support. Please insert suitable spacers.



A4 Stainless steel

2B Bright, treated

Master data

Item number	6420648
Type	AWG 15 41 A4
Description 1	Wall and support bracket
Description 2	for mesh cable tray
Manufacturer	OBO
Dimension	B410mm
Material	Stainless steel
Surface	Bright, treated
Surface standard	
Smallest sales unit	1
Unit of quantity	Piece
Weight	53 kg
Weight unit	kg/100 pc.

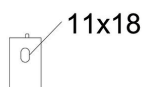
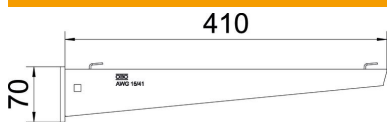
Technical data sheet

Wall and support bracket AWG 15 A4

Item number: 6420648



Dimensions

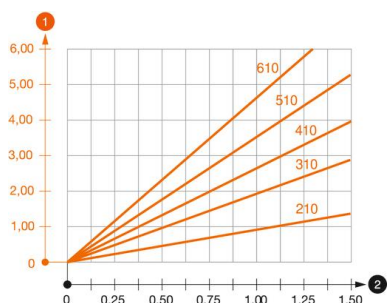


Width	410 mm
Height	65 mm
Dimension A	40 mm
Dimension B	410 mm
Dimension H	70 mm
Dimension L	310 mm

Technical data

Version for	Wall and support bracket
F in kN	1.5 kN
Maintain electrical functions	no
for width max.	300 mm
for width min.	300
Hole diameter	11 mm
Rustproof steel, pickled	no
Angle range, max.	90 mm
Angle range, min.	90 mm

Loads



Load diagram, bracket type AWG 15

- 1 Bending of the bracket tip at permitted bracket load
- 2 Permitted bracket load in kN without man load
- Load curve with bracket lengths in mm

Characteristic anchor load values for wall and support bracket AWG 15

Anchor type	Wall fastening							
	Max. load [kN]							
	Bracket width [mm]							
	110%	200	300	400	500	600	560	610
BZ3 10x90/0-30	1.5	1.5	1.5	0.65	0.61	0.55	0.95	0.94

Die angegebenen Werte basieren auf ungerissenen Beton der Festigkeitsklasse C20/25. Die Einbaubedingungen der ETA-Zulassung (Dübel) sind zu beachten!